



Junior Ranger Adventure Guide



California State Parks

Junior Ranger Adventure Guide

This publication is available in large print format. To receive a large print copy, call California State Parks at (800) 777-0369. For more information about the Junior Ranger Program, call (916) 653-8959 or write: California State Parks, Junior Ranger Program, P.O. Box 942896, Sacramento, CA 94296-0001.
www.parks.ca.gov

Become a Junior Ranger!

Your Name

Date

Earn your Junior Ranger award by completing the activities in this book as you explore the park. Bring your completed Adventure Guide to the park office, entrance station, or camp host when you are finished for your official Junior Ranger award. Once you have taken the Junior Ranger pledge, you can help the hundreds of rangers who protect and care for our California state parks.

Find answers to the questions you are asked by touring the visitor center, attending a program, reading park information or exploring the park with your family. Park rangers and other park employees will be happy to help you discover the park!

Take the Junior Ranger challenge and begin your adventure today!



Activity Page

Get to know the park! Choose two of the activities below and check them off when completed.

- Interview someone who works at the park by asking them questions about their job.

1. What do they enjoy most about their work?

2. What do they hope for the future of the park?

3. Write your own question here:

- Participate in an interpretive program. This can be a guided walk, talk, demonstration, tour, class or campfire program. Describe what you liked about the program.

Ranger/Leader: _____

Program: _____

- Go on a self-guided trail. Describe the trail.

I chose the _____ trail.

- Explore the park with your family or friends for a one hour. Write down where you went and what you




The Park

Did you know that only very special places are chosen to be state parks? You are a part owner of this park. Find out what makes this place special!

What is the name of the park you are visiting?

List three things that make this park special.



create a map.
Draw a star on
show the location of
you are visiting.

The state flower of California is: _____
secret code clue: 1

People of the Past

Rangers help visitors get to know the stories of California's past. What can you find out about the history of this park?

Name one special thing that happened here in the past.

Who are some of the people or groups that have lived where this park is today?

What did they eat while they lived here? Do you eat this? YES NO


ACTIVITY: Draw a picture of the houses or structures they built.


The marine mammal of California is: <u> </u> <u> </u> <u> </u> <u> </u>
secret code clue: 2 3 4 5 6

Nature and Ecology


Be a wildlife detective. As you walk down a path or trail, look and listen for signs of wildlife. Check off the clues if you find them.

Animal tunnel

Bird singing or calling 

Spider web 



Bird tracks 

Leaf chewed by an insect 

Bird feathers

Insect buzzing 

Animal track 

Is this park  or was it **Built**  by people?

ACTIVITY:

Draw a picture of an insect you found in the park.




Nature and Ecology

Rangers are people who love nature. Are you a nat

What kind of plants and animals are found at this

Draw the leaves of two plants that grow here.



Do you think they grew here by themselves (NATIVE)
or were brought from someplace else? (NON-NATIVE)

ACTIVITY:

When you explore the outdoor environment of the park:

Describe two smells _____

Describe two sounds _____

A plant that grows naturally on its own in a park is called:
(secret code clue:)
7 8 9

Park Safety Search

Rangers help people have a safe visit at the park. Junior Rangers should know the following things about park safety.

ACTIVITY:

Read the statements below. Then look for the underlined words in the Word Find below.

1. It is important to drink water on hot days.
2. Always stay with your group when you hike on a trail.
3. When you visit a museum, do not touch the displays unless a sign says it is OK.
4. Learn the rules before exploring the park.
5. Leave everything you find for others to enjoy.
6. Do not touch poison oak when hiking, because it will make you itch!
7. Never explore a park alone. Always have an adult with you.
8. Always wear a lifejacket when you are in a boat.

WORD FIND

G	R	O	W	V	O	E	P	H	E	L	P
T	B	O	A	T	N	V	C	A	C	E	I
R	O	P	T	C	X	J	S	L	I	Y	E
O	U	R	E	X	P	L	O	R	E	N	V
T	Y	G	R	I	O	T	G	P	N	I	I
Q	U	I	T	Y	I	I	P	O	J	S	S
S	R	U	L	E	S	A	R	E	O	K	I
V	B	N	M	O	O	N	S	L	Y	H	T
R	E	E	L	O	N	K	H	O	W	I	T
H	E	L	P	T	O	U	C	H	W	A	A
A	D	V	E	N	A	U	R	E	G	U	E
D	O	A	H	I	K	E	T	O	F	U	N



Signs and Symbols Match

Rangers use these signs and symbols to help people find their way and stay safe in the park. Do you know what these signs mean? Take the challenge!

Draw a line to connect the sign or symbol with its description.

Tent/Campground

Exhibits

Equestrian Trail

Wheelchair Accessible

Dogs Allowed On Leash

Recycling

Hiking Trail

Picnic Area

Campfire Center

Ranger Station

Spelunking

Restroom



ACTIVITY:

Circle the signs that you saw during your park visit.

Junior Ranger Word Match

Read the words and definitions below. Draw a line to match the words with the correct definitions.

1. habitat

Changes that help plants and animals better survive in their environments.

2. ecology

Stories, places and property that are passed to us from our ancestors.

3. adaptation

Variety in nature or culture.

4. diversity

A record of the past.

5. culture

When a group of people share a language, music, type of food, and a special way of doing things.

6. heritage

The study of the relationship between living things and their environment.

7. history

The arrangement of food, water, shelter and space suitable to a plant or animal's needs.



The Journey Home

Did you have fun at this park? Why?

Name one thing you can do at home to help protect state parks.

Name one thing that you did while you were at the park to help protect it.

Why do you think parks are important?

Name one thing that you discovered at the park.

Write a Poem

ACTIVITY:

Write a poem to help you remember what you liked best about the park. There are two samples below. Write your poem on the next page. Illustrate it if you like!

Example #1

Speed boats
Fast and flying
Zipping over the waves
Happy, excited, cool and free
Quick craft

Example #2

Old house
Creaky and bent
Home to kids long ago
Dusty, safe, warm, and remembered
Mansion

Becoming a Junior Ranger

Through this Adventure Guide you've learned what it means to be a Junior Ranger for California State Parks. If you would like to join us and become a Junior Ranger yourself, read the pledge below and sign your name.

JUNIOR RANGER PROMISE

I _____ promise to:

Treat the earth and all living things with care and respect.

Be careful of what I do and how it affects others.

Learn about the importance of nature and our heritage.

(sign here to become an official State Park Junior Ranger)



If you keep this promise, your actions will show others that you care about parks.

Secret Code

When you have answered all the secret code questions, put the numbered letters in the spaces below. Then guess the secret message!
Answer on page 16.

4 6 6 8 5 7 2
4 3 9
1 7 7 9 8 9




Congratulations!

Once you have finished all the questions and activities in this Adventure Guide, you are a Junior Ranger!

Bring your Adventure Guide to the entrance station, park office, camp host or visitor center to get your California State Parks Junior Ranger award. Happy Trails!

To learn more about this state park and other cool California State Parks go to www.parks.ca.gov.



Secret message: ALL THINGS ARE CONNECTED