

## Coastal San Mateo County

### Coast Side Dog Park

At Smith Field at the western end of Wavecrest Rd., Half Moon Bay.  
(650) 726-8297, [www.half-moon-bay.ca.us/parks-rec.html](http://www.half-moon-bay.ca.us/parks-rec.html)

### Esplanade Beach

Entrance via stairs at end of Esplanade, north of Manor Dr., Pacifica.  
(650) 738-7381

## Non-coastal San Mateo County

### Pulgas Ridge

The off-leash area is 16 acres in the middle of the preserve. It is accessible via the Blue Oak Trail or the Cordilleras Trail. Dogs must be kept on-leash to and from the off-leash area. Off Crestview Drive and Edmonds Road near San Carlos.  
(650) 691-1200, [www.openspace.org/](http://www.openspace.org/)

### Cipriani Dog Park

2525 Buena Vista Ave. at Monserat, Belmont.  
(650) 595-7441, [www.belmont.gov/localgov/prec/parks.jpg](http://www.belmont.gov/localgov/prec/parks.jpg)

### San Bruno Dog Run

Evergreen and Maywood Dr., behind Carl Sandburg School, San Bruno.  
(650) 616-7195

### Mountain View Dog Park

Corner of North Rd. and Shoreline, Mountain View.  
(650) 903-6392, [www.ci.mtnview.ca.us/citydepts/cs/parks.htm](http://www.ci.mtnview.ca.us/citydepts/cs/parks.htm)

### Shores Dog Park

Radio Rd. off Redwood Shores Pkwy., Redwood City.  
(650) 654-6538, [www.redwoodcity.org/parks/parks\\_shore\\_dogs.html](http://www.redwoodcity.org/parks/parks_shore_dogs.html)

### John Lucas Greer Park


1098 Amarillo Rd. at West Bayshore Rd., Palo Alto.  
(650) 496-6910

### Herbert Hoover Park

2901 Cawper St. at Colorado and Loma Verda, Palo Alto.  
(650) 496-6910


### J. Pierce Mitchell Dog Run

600 East Meadow at Middlefield Rd., Palo Alto.  
(650) 496-6910



### Heather Dog Exercise Area

A 1.5 acre park at the 2700 block of Melendy Dr., west side of Heather School, San Carlos.  
(650) 595-1456, <http://ci.san-carlos.ca.us/frontdoor/>



## Marin County

### Remington Dog Park

1.3 acres within Martin Luther King Park, 100 Ebbtide St., Sausalito.  
(415) 289-4152, [www.dogpark-sausalito.com](http://www.dogpark-sausalito.com) or [www.ci.sausalito.ca.us/business/park-rec/parks.htm](http://www.ci.sausalito.ca.us/business/park-rec/parks.htm)

### Marin County Open Space

Dogs are allowed off-leash on fire protection roads in Marin County Open Space areas when under direct and immediate control of a responsible person. Owners must carry a leash at all times. Dogs on trails must be on-leash. Dogs at Rush Creek Reserve and Ring Mountain (Tiburon) must be on-leash.  
(415) 507-2816, [www.co.marin.ca.us/depts/PK/Main/os/osrules.cfm](http://www.co.marin.ca.us/depts/PK/Main/os/osrules.cfm)

### Rocky Memorial Dog Park

9 acres, West Casa Grande Rd., Petaluma.  
(707) 778-4380

**Rules and regulations are subject to change. Be sure to contact the individual agency that manages the area first to confirm current regulations, including required vaccinations, leashes that must be used or carried, etc.**

### Bayside Park

1125 Airport Blvd. at Anza Blvd., Burlingame.  
(650) 558-7300, [www.burlingame.org/p-r/def-pr.htm](http://www.burlingame.org/p-r/def-pr.htm)

### Foster City Bark Park

Corner of Foster City Blvd. and

Bounty Dr., Foster City.


(650) 286-3380

## San Francisco City Parks

The City and County of San Francisco Recreation and Parks Department currently allows off-leash dogs in 20 park areas.  
(415) 831-2084, [www.parks.sfgov.org/](http://www.parks.sfgov.org/)

## East Bay

Point Isabel Regional Shoreline and certain open space areas of East Bay Regional Parks District.  
(510) 544-2207, [www.ebparks.org/dropdown/dogs.htm](http://www.ebparks.org/dropdown/dogs.htm)



◆ On-Leash Areas ◆ On-Leash Areas ◆ On-Leash

**Montara State Beach**

Located 8 miles north of Half Moon Bay. Dogs must be controlled with a leash of no more than six feet at all times.

(650) 726-8820, [www.parks.ca.gov/default.asp?page\\_id=532](http://www.parks.ca.gov/default.asp?page_id=532)

**Bean Hollow State Beach**

17.5 miles south of Half Moon Bay and three miles south of Pescadero on Highway One. Dogs must be controlled with a leash of no more than six feet at all times.

(650) 879-2170, [www.parks.ca.gov/default.asp?page\\_id=527](http://www.parks.ca.gov/default.asp?page_id=527)

**Blufftop**

West End of Poplar Street, off Highway One, Half Moon Bay. Dogs must be on-leash.

(650) 726-8297

**Surfer's Beach**

At Highway One and Coronado St., across from El Granada, Half Moon Bay. Dogs must be on-leash.

(650) 726-8297

**Muir Beach**

Off Highway One in Marin County. Dogs must be on-leash.

(415) 388-2596

**Boothbay Park**

Boothbay Ave. at Edgewater Lane, Foster City. Dogs must be on-leash.

(650) 286-3382

**Fort Funston**

On the Great Hwy. just north of the San Mateo County line, San Francisco. Dogs must be on-leash.

(415) 239-4247



**California State Parks  
Half Moon Bay State Beach  
95 Kelly Avenue  
Half Moon Bay, CA 94019  
(650) 726-8820  
[www.parks.ca.gov](http://www.parks.ca.gov)**

California State Parks does not discriminate against individuals with disabilities. Prior to arrival, visitors with disabilities who need assistance should call the phone numbers below. To receive this publication in an alternate format, write to Half Moon Bay State Beach at the address above or visit the website.

For information call: 800-777-0369  
916-653-6995, outside the U.S.  
888-877-5378, TTY  
888-877-5379, without TTY

# Where Can I Take My Dog?



A Guide to  
On-Leash and Off-Leash  
Dog Recreational Areas  
On and Around  
the San Mateo Coast



Areas ◆ On-Leash Areas ◆ On-Leash Areas ◆ On-

