

Volunteers in Parks Program

2012 Annual Report



California State Parks
Interpretation and Education Division
2013



Memorandum

Date : July 29, 2013

To : District Superintendents
District Volunteer Coordinators

From : Mat Fuzie, Deputy Director
Park Operations

Subject : Volunteers in Parks Program 2012 Annual Report

For the fifth consecutive year, the Volunteers in Parks Program (VIPP) recorded over one million volunteer hours, a benchmark unmatched by any other state park volunteer program in the country. In 2012, 35,659 volunteers contributed 1,107,782 hours of service, representing an equivalent dollar value to the department of over \$24.5 million.

Dedicated volunteers assist department staff across all program areas, enhancing, maintaining and restoring our state parks. Volunteers interpret our valuable natural and cultural resources, help keep facilities clean and trails in good repair, and offer a welcoming presence in our campgrounds and visitor centers.

As we prepare to celebrate the 150th Anniversary of California's State Park System, I encourage you to consider ways we can continue to expand the VIP Program. We are continually challenged as a department to improve our services and provide programs to our visitors. Well-trained and skillfully-managed volunteers offer a cost-effective way of meeting critical operational needs. Each staff hour spent supporting the program yields 11 hours of volunteer time.

I commend you and your staff and volunteers on the significant work you accomplished together over the past year. I sincerely appreciate your continued efforts. Should you have any questions about this report, please contact Margo Cowan, Volunteers in Parks Program Coordinator, at (916) 653-8819 or margo.cowan@parks.ca.gov.

Attachments

cc: Anthony Jackson, Director
Aaron Robertson, Chief Deputy Director
Christopher Conlin, Deputy Director, OHVMR
Phil Jenkins, Chief, OHVMR
Scott Nakaji, Chief, Northern Division
Ronilee Clark, Chief, Southern Division
Vicky Waters, Deputy Director, Public Affairs
Donna Pozzi, Chief, Interpretation and Education
Margo Cowan, Coordinator, Volunteers in Parks Program

Volunteers in Parks Program

2012 Annual Report

California State Parks
Interpretation and Education Division
Sacramento, California

2013



©2013 California State Parks

California State Parks supports equal access.

This publication can be made available in alternate formats.

For information call: (800) 777-0369

(916) 653-6995, outside the U.S.

711, TTY relay service

www.parks.ca.gov

Questions about this report or request for copies should be directed to:

Interpretation and Education Division

California State Parks

P.O. Box 942896

Sacramento, CA 94296-0001

(916) 654-2249

interp@parks.ca.gov

Cover Photo: Volunteers, Calaveras Big Trees State Park 2011



VOLUNTEERS IN PARKS PROGRAM 2012 Activity Report

SUMMARY

In calendar 2012, **35,659** volunteers - an all-time high - provided **1,107,782 service hours** to the department, representing an equivalent dollar value of over **\$24.5 million**.* For the fifth consecutive year the VIP Program exceeded the national benchmark of one million volunteer hours. The attached charts track volunteer activity over a four-year period.

The number of volunteers serving long-term assignments continued its upward trend, while individuals participating in short-term, single day and weekend events reached a record number of 26,577 volunteers. Overall, the average number of hours invested per volunteer equaled 31 hours.

Interpretation continued to represent the largest category of volunteer service, comprising 22% of all volunteer hours. Volunteers delivered 52% of all presented interpretive programming in 2012. Campground hosts and volunteers assisting with public contact functions combined for an additional 30% of total volunteer hours.

Staff Support and Training

The number of staff devoted to volunteer administration increased to its highest level in over a decade. Total staff hours returned to levels more consistent with previous years after reaching highs in 2007 and 2008. Each staff hour expended on volunteer coordination yielded nearly 11 hours of volunteer service. In March 2012, 33 department employees attended combined training in Volunteer Management and Camp Host Administration in Sacramento.

Special Events and Public Workdays

Earth Day, Trails Day, Coastal Cleanup Day and other one-day or weekend special events and organized public workdays attracted nearly 27,000 short-term volunteers. Individuals, families and groups working collaboratively with park cooperating associations, the California State Parks Foundation and other partners, helped clean our parks and beaches, maintain trails, produce living history demonstrations, and participated in a wide variety of other interpretive activities and restoration projects around the state.

Volunteer Recognition

Department staff presented 48 Poppy Awards and 11 Volunteer Medallions to individuals and groups receiving special acknowledgment during 2012.

Volunteer Enhancement Program

Proposition 84, approved by California voters in 2006, allocated \$4 million to the Volunteer Enhancement Program (VEP), allowing the Department to fund five minor capital projects totaling \$650,000 in FY 08/09, three projects totaling \$575,000 in 09/10, eight projects totaling \$456,000 in 10/11 and six projects totaling \$570,000 in 11/12. VEP funds were used to upgrade visitor centers and volunteer facilities, develop or improve camp host sites, and carry out other facilities improvements that enhanced our parks and helped increase volunteer participation.

Program Contact

If you have questions about this report, please contact Margo Cowan at (916) 653-8819 or by e-mail at margo.cowan@parks.ca.gov.

* The 2012 volunteer service hour is based on the private sector value of \$22.14 per hour, derived from private non-farm payroll determined by the U.S. Department of Labor's Bureau of Labor Statistics, and reported by the Independent Sector in Washington, D.C.

Volunteers in Parks Program 2012

District /Unit/ Office	Unit	Admin.	Campground /Park Host	Interp.	Maintenance/ Housekeeping	Public Safety	Natural Resource Mgt.	Cultural Resource Mgt.	Public Relations	Public Contact	Special Events, Other	Total Volunteer Hours	Total # of Volunteers	Total Long Term Vols	Total Short Term Vols	Total CSP Staff Hours	Total CSP Staff
Angeles	915	10,231	6,810	13,017	6,832	14,686	2,188	2,539	356	5,839	5,693	68,191	3,447	569	2,878	2,949	48
Capital	670	44,620	0	83,706	27,446	2,178	314	12,843	120	12,556	10,637	194,420	1,183	949	234	8,994	59
Central Valley	730	3,717	6,970	5,323	3,501	1,300	576	1,182	351	9,858	5,870	38,648	873	342	531	4,922	32
Channel Coast	910	177	24,554	393	7,647	98	290	0	0	9,049	650	42,858	195	153	42	1,204	24
Colorado Desert	940	10,739	6,658	4,258	6,858	6,210	9,784	4,014	0	12,974	1,131	62,626	564	447	117	5,417	29
Diablo Vista	660	5,400	960	8,080	7,520	9,654	1,310	304	0	6,830	4,317	44,374	1,483	691	792	3,330	51
DPR HQ-Interp&Ed	830	125	0	0	0	0	0	0	0	0	0	125	1	1	0	75	3
DPR HQ-Legal	25	525	0	0	0	0	0	0	0	0	0	525	5	5	0	210	3
DPR HQ-Natural Res	820	0	0	0	0	0	247	0	0	0	0	247	1	1	0	48	2
Gold Fields	690	1,882	2,992	5,322	4,484	4,483	181	160	225	7,866	5,778	33,373	1,697	321	1,376	1,466	166
Hollister Hills	556	232	0	68	1,410	3,359	241	320	0	12	1,133	6,775	260	70	190	1,170	13
Hungry Valley	553	0	0	32	0	599	0	0	0	0	160	791	39	24	15	224	3
Inland Empire	950	1,283	849	2,082	4,531	2,127	989	300	0	9,883	2,516	24,560	828	179	649	2,100	22
Marin	653	1,847	3,389	6,748	2,727	0	50	75	350	2,746	1,041	18,973	472	322	150	1,612	10
Mendocino	641	399	6,000	4,332	4,001	0	1,891	242	550	5,000	3,500	25,915	473	75	398	3,000	25
Monterey	720	8,009	4,148	9,877	7,117	723	2,970	2,032	715	7,964	7,170	50,725	850	651	199	8,232	57
North Coast Redwoods	635	123	8,555	335	606	1,214	101	0	98	5,144	0	16,176	148	85	63	9,262	20
Northern Buttes	645	4,470	18,794	3,687	5,128	1,054	668	314	162	3,972	2,772	41,021	495	241	254	2,475	56
Oceano Dunes	264	4,630	1,920	3,269	630	9,758	1,852	207	236	143	228	22,873	675	151	524	2,650	6
Ocotillo Wells	555	0	221	60	756	8	0	0	40	314	24	1,423	190	40	150	200	7
Orange Coast	925	2,830	12,316	9,931	14,977	8,428	587	0	369	4,584	23,718	77,740	11,182	402	10,780	4,010	51
Russian River	651	3,173	8,800	6,366	338	122	2,047	8	0	3,429	7,028	31,311	708	51	657	120	2
San Diego Coast	935	5,034	31,928	5,317	2,369	764	1,820	21	210	5,813	9,059	62,335	1,225	353	872	3,380	49

Volunteers in Parks Program 2012

District /Unit/ Office	Unit	Admin.	Campground /Park Host	Interp.	Maintenance/ Housekeeping	Public Safety	Natural Resource Mgt.	Cultural Resource Mgt.	Public Relations	Public Contact	Special Events, Other	Total Volunteer Hours	Total # of Volunteers	Total Long Term Vols	Total Short Term Vols	Total CSP Staff Hours	Total CSP Staff
San Luis Obispo Coast	740	7,763	15,560	21,324	4,955	3,669	1,295	0	254	5,772	2,151	62,743	1,347	989	358	6,154	55
Santa Cruz	715	10,821	17,667	34,040	13,774	2,173	6,461	300	1,568	7,991	9,978	104,773	5,604	761	4,843	15,983	55
Sierra	683	3,942	8,690	13,437	6,306	1,836	1,071	1,921	266	9,380	5,935	52,784	950	650	300	4,048	38
Tehachapi	900	1,303	1,860	2,734	2,886	0	1,283	143	25	1,290	954	12,478	585	186	399	1,261	17
Twin Cities	558	0	0	0	0	2,525	30	80	0	40	6,324	8,999	179	48	131	148	8
District Totals		133,275	189,641	243,738	136,799	76,968	38,246	27,005	5,895	138,449	117,767	1,107,782	35,659	8,757	26,902	94,644	911
% of Total		12.03%	17.12%	22.00%	12.35%	6.95%	3.45%	2.44%	0.53%	12.50%	10.63%						

2012 VIP Program Figures at a Glance

Total Number of VIPs	35,659
Total Volunteer Hours (equal to 531 full time employees)	1,107,782
Value per Volunteer Service Hour *	\$22.14
Total Value*	\$24,526,293.48

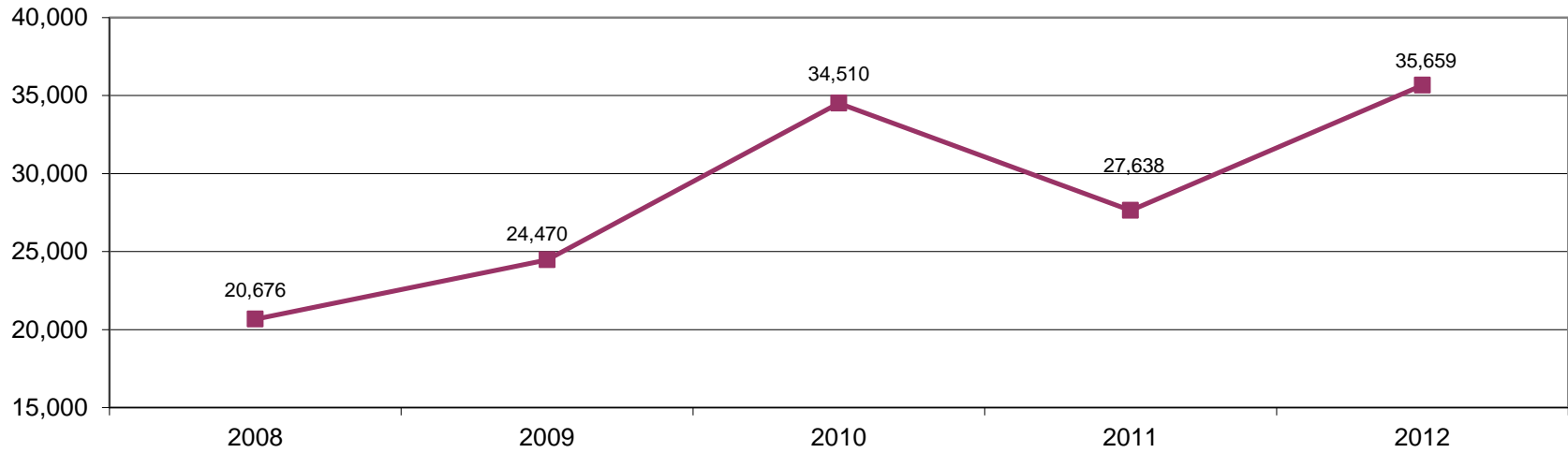
*The value of the volunteer service hour is based on the average hourly earnings of all production and nonsupervisory workers on private nonfarm payrolls as determined by the Bureau of Labor Statistics of the U.S. Department of Labor. Independent Sector takes this figure and increases it by 12 % to estimate for fringe benefits.

2012 CSP Investment in VIP Program

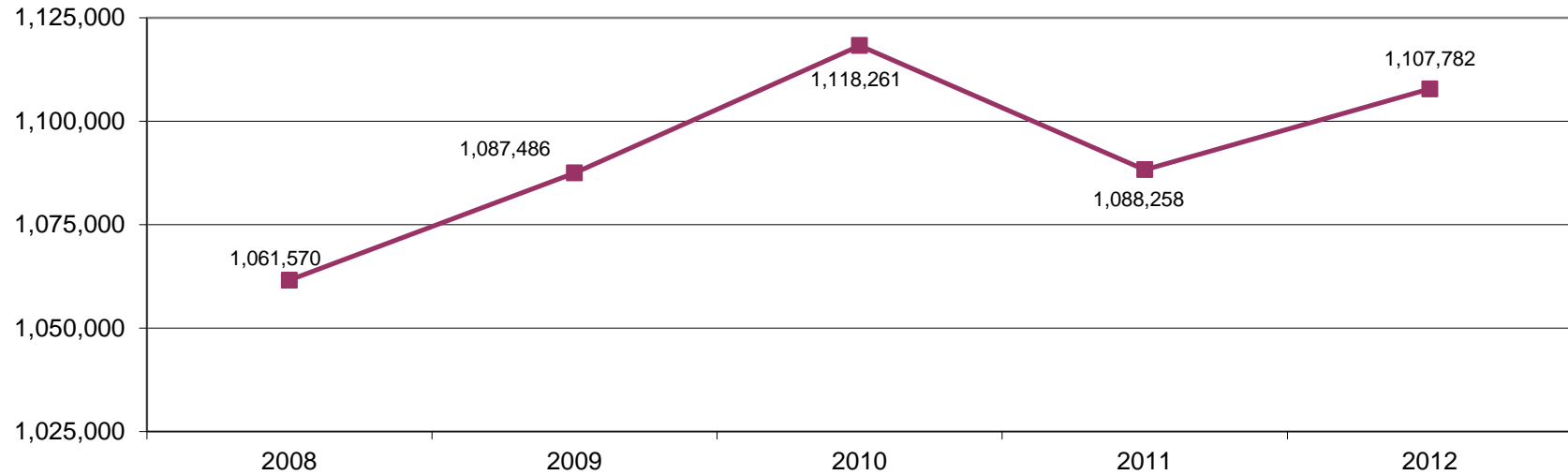
Total Number of CSP Staff	911
Total CSP Staff Hours	94,644
Total CSP PYs	49
Value per Service Hour **	\$34.94
Dollar Value of Park Staff Investment	\$3,306,861.36

**CSP staff hour is based on the midpoint hourly wage of a State Park Ranger, with 31% added to represent state employment benefits.

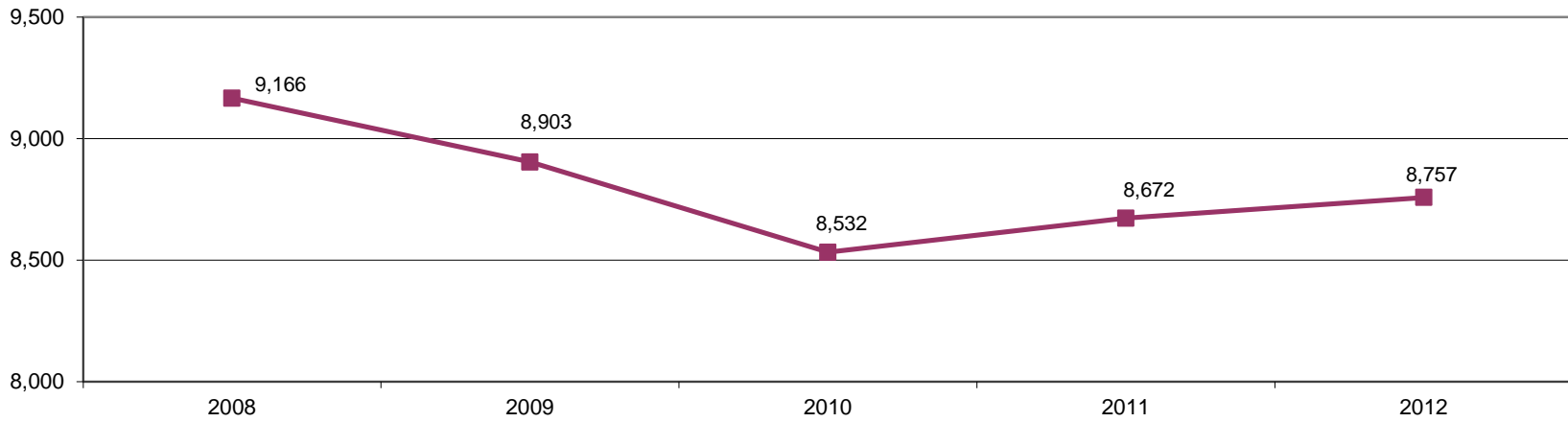
Number of Volunteers 2008-2012



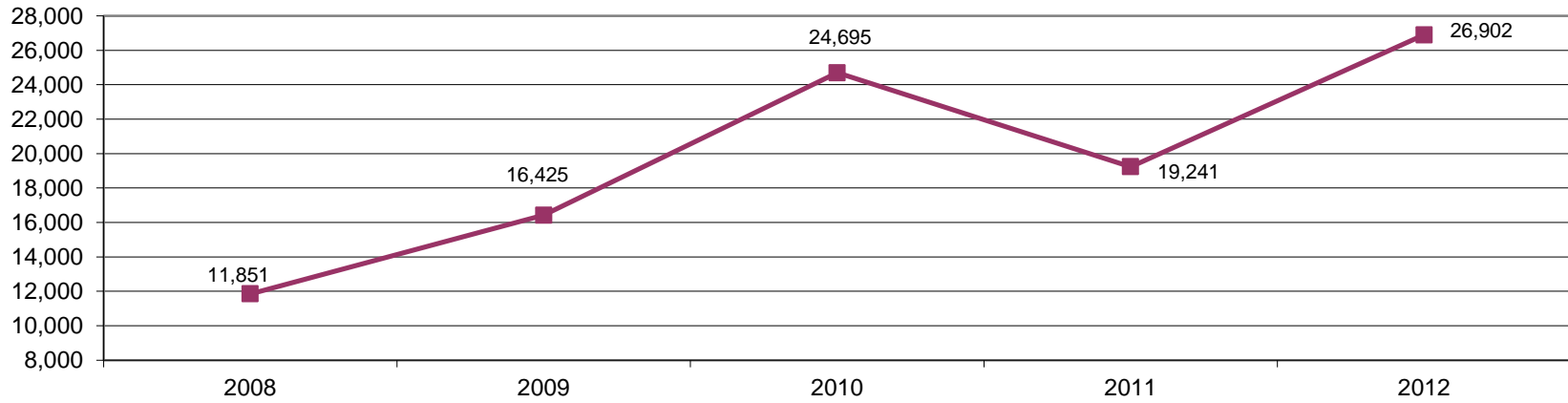
Volunteer Hours Contributed 2008-2012



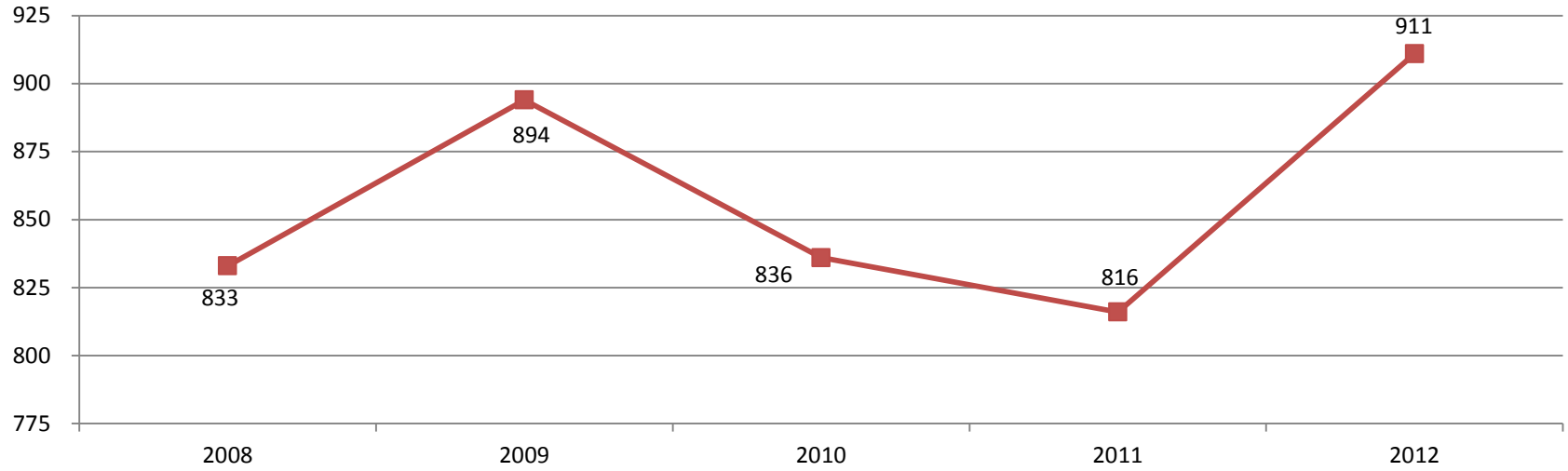
Long Term Volunteers 2008-2012



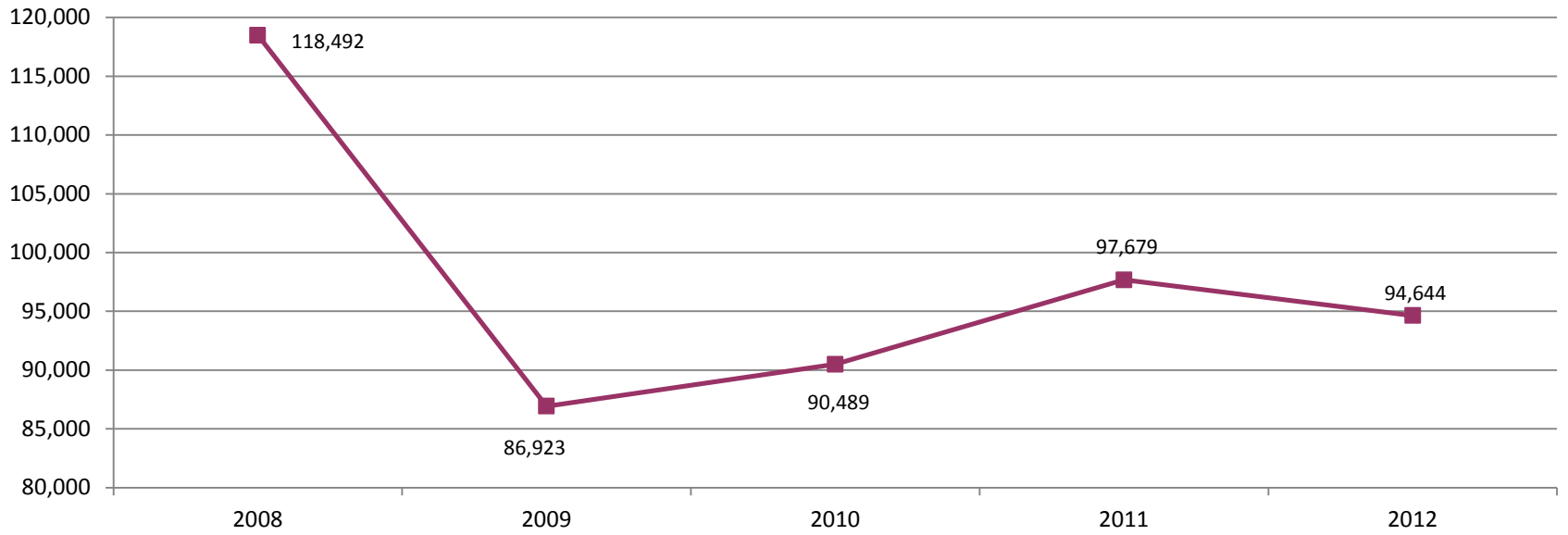
Short Term Volunteers 2008-2012



Number of Staff Who Work With Volunteers 2008 - 2012



Staff Hours Contributed 2008 - 2012



VOLUNTEERS IN PARKS 2012
Park Staff / Volunteer Hours

District/Unit/Office	Total Volunteer Hours	Total # of Volunteers	Total CSP Staff Hours	Total CSP Staff	Volunteer Hours Received Per Staff Hours Invested
Angeles	68,191	3,447	2,949	48	23.12
Capital	194,420	1,183	8,994	59	21.62
Central Valley	38,648	873	4,922	32	7.85
Channel Coast	42,858	195	1,204	24	35.60
Colorado Desert	62,626	564	5,417	29	11.56
Diablo Vista	44,374	1,483	3,330	51	13.33
DPR HQ-Interp&Ed	125	1	75	3	1.67
DPR HQ-Legal	525	5	210	3	2.50
DPR HQ-Natural Res	247	1	48	2	5.15
Gold Fields	33,373	1,697	1,466	166	22.76
Hollister Hills	6,775	260	1,170	13	5.79
Hungry Valley	791	39	224	3	3.53
Inland Empire	24,560	828	2,100	22	11.70
Marin	18,973	472	1,612	10	11.77
Mendocino	25,915	473	3,000	25	8.64
Monterey	50,725	850	8,232	57	6.16
North Coast Redwoods	16,176	148	9,262	20	1.75
Northern Buttes	41,021	495	2,475	56	16.57
Oceano Dunes	22,873	675	2,650	6	8.63
Ocotillo Wells	1,423	190	200	7	7.12
Orange Coast	77,740	11,182	4,010	51	19.39
Russian River	31,311	708	120	2	260.93
San Diego Coast	62,335	1,225	3,380	49	18.44
San Luis Obispo Coast	62,743	1,347	6,154	55	10.20
Santa Cruz	104,773	5,604	15,983	55	6.56
Sierra	52,784	950	4,048	38	13.04
Tehachapi	12,478	585	1,261	17	9.90
Twin Cities	8,999	179	148	8	60.80
	1,107,782	35,659	94,644	911	11.70