


Volunteers in Parks Program

2014 ANNUAL REPORT



California State Parks
Interpretation and Education Division



© 2016 California State Parks

California State Parks supports equal access.
This publication can be made available in alternate formats.
For information call: (800) 777-0369
(916) 653-6995, outside the U.S.
711, TTY relay service
www.parks.ca.gov

Questions about this report or request for copies should be directed to:
Interpretation and Education Division
California State Parks
P.O. Box 942896, Sacramento, CA 94296-0001
Phone: (916) 654-2249
interp@parks.ca.gov

Memorandum

Date : November 21, 2016

To : District Superintendents
District Volunteer Coordinators

From : Kathy Amann
Deputy Director of Park Operations

Subject : Volunteers in Parks Program 2014 and 2015 Annual Reports

Attached are the 2014 and 2015 Volunteers in Parks Program (VIPP) Annual Reports. In both years the statewide VIPP recorded over one million volunteer hours! Numbers blossomed in 2014, likely reflecting volunteers joining during of the Department's 150th Anniversary year. Though 2015 saw numbers dip, the VIPP continued to grow steadily, typical of what has occurred since 2008.

The numbers are quite impressive. In 2014, 54,898 volunteers contributed 1,454,704 hours of service, representing an equivalent dollar value to the department of over \$39 million. In 2015, volunteers contributed 1,266,695 hours of service representing an equivalent dollar value of over \$34 million.

Devoted volunteers sustain and support the Department. They provide interpretive services, help to keep facilities clean and trails in good repair, and extend a welcoming presence in our campgrounds and visitor centers. They steadfastly support special events and our visitors are truly enriched by their participation.

I encourage you to consider ways to expand the Volunteers in Parks Program. Well-trained and skillfully managed volunteers enhance our connection to communities and help protect parks. Consider for example, that for each staff hour spent supporting the program in 2015 it yielded over 10 hours of volunteered time!

I congratulate you, and your staff and volunteers on the significant work you have accomplished together. I commend, and appreciate your continued efforts. I urge you to make time to sincerely thank our valuable volunteers, and to offer thoughtful recognition of their service.

Should you have any questions about these reports, please contact, Karen J. Barrett, Statewide Coordinator, Volunteers in Parks Program.

Attachments

cc: Lisa Ann L. Mangat, Director
Liz McGuirk, Chief Deputy Director
Mat Fuzie, Off-Highway Motor Vehicle Recreation Division Deputy Director (Acting)
Jason De Wall, Northern Division Chief
Brian Ketterer, Chief, Southern Division
Gloria Sandoval, Deputy Director, Public Affairs
Karen J. Barrett, Statewide Coordinator, Volunteers in Parks Program

Volunteers in Parks Program

2014 ANNUAL REPORT

California State Parks
Interpretation and Education Division
Sacramento, California
2016





2014 ACTIVITY REPORT VOLUNTEERS IN PARKS PROGRAM

Summary

In 2014, volunteerism soared; California State Parks marked 150 years since its genesis with the Yosemite Grant, the world's first legislation setting aside land for protection and for public enjoyment. **The total number of people volunteering increased more than 38% over 2013.** The year's tremendous volunteer increase is attributable to the many outreach activities and special events held to commemorate California State Parks' 150th anniversary.

This year, **54,898 volunteers provided 1,454,704 service hours**, surpassing the one-million hour benchmark for the seventh consecutive year—an equivalent **value to the Department of over \$39 million.*** Long-term volunteerism ramped up to 9,809 volunteers, and short-time volunteerism showed unprecedented participation by 45,089 people.

Volunteerism's positive impact is felt system-wide in diverse program areas. It facilitates California State Parks' ability to engage youth, complete park improvement projects, and connect people to the parks by offering interpretive programs. **Interpretation continued to represent the largest single category of volunteer service, comprising over 29% of all volunteer service hours.** More than 42% of donated hours are contributed by serving as campground hosts, supporting special events, and executing public-contact functions.

A pie chart providing a visual representation of volunteer hours in each service category follows; program statistics and graphs that provide a five-year look at trends in volunteer activity are also included in this report.

Staff Support and Training

In 2014, **every staff hour invested in the Volunteers in Parks Program yielded nearly 10 hours of volunteer service.** The total number of staff involved in the program reached a five-year high of 943 staff members, while 150,104 hours total represents a 34% increase in State Parks staff hours contributed to the VIPP.

Volunteer Recognition

Department staff presented 56 Poppy Awards and 11 Volunteer Medallions to outstanding individuals and groups receiving special acknowledgment during 2014.

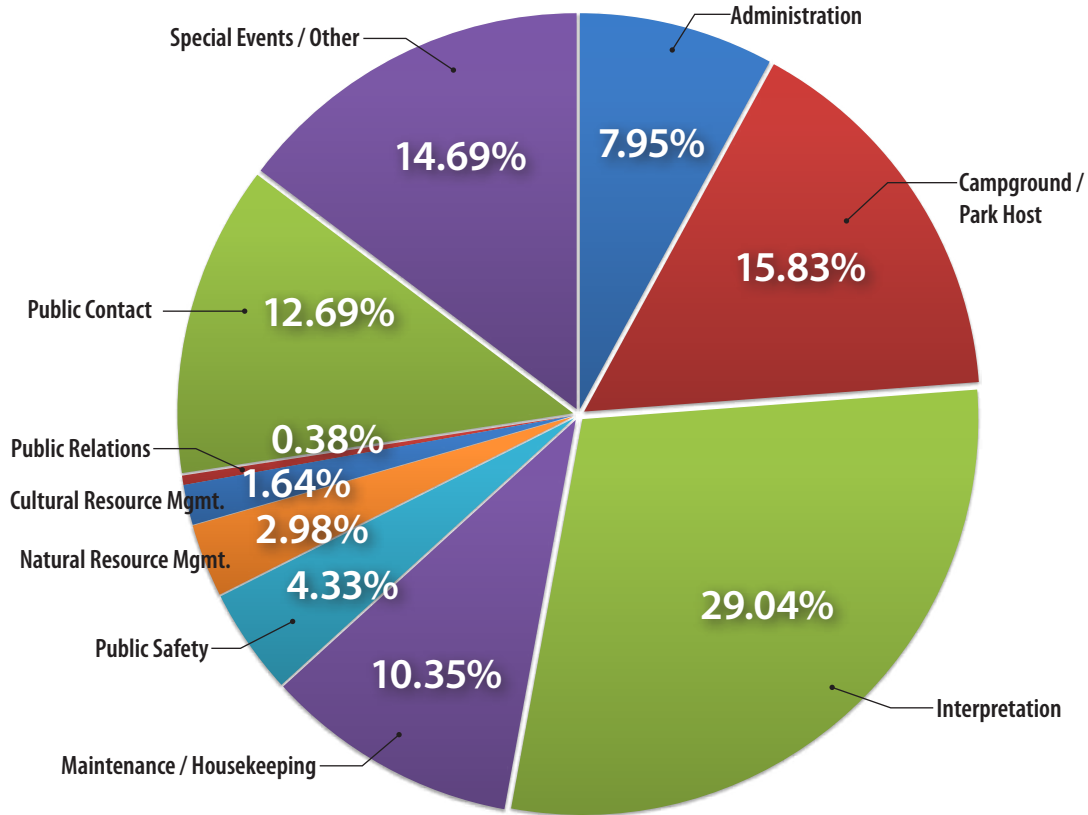
**\$26.87 per hour as provided by www.independentsector.org. This rate is indexed for California and includes fringe benefits estimated at 12%.*

Program Contact

If you have questions about this report, please contact **Karen Barrett** at (916) 653-8819 or Karen.Barrett@parks.ca.gov.

2014 VOLUNTEERS IN PARKS PROGRAM

Distribution of Volunteer Hours per Service Category



Category	Examples	Hours
Administration	Office work, computer data entry, training	115,647
Campground/Park Host	Day/night operations	230,351
Cultural Resource Mgmt.	Archaeological/curatorial assistance, research	23,837
Interpretation	Nature walks, campfire programs, museum tours, roving interpretation	422,487
Maintenance/Housekeeping	Trail work, litter removal, painting, construction	150,498
Natural Resource Mgmt.	Habitat restoration, wildlife surveys	43,349
Public Contact	Visitor Center information, fee collection	184,667
Public Relations	Media contacts and marketing	5,587
Public Safety	MAUs, search & rescue, bike patrol, first aid	62,960
Special Events/Other	Special events, and other duties	213,750
Total Donated Hours		1,454,704

2014 by the Numbers: VIPP Spreadsheets and 5-Year Comparisons

2014 - Volunteers in Parks Program

District	Unit	Admin.	Campground /Park Host	Interp	Maintenance/ Housekeeping	Public Safety	Natural Resource Mgmt.	Cultural Resource Mgmt.	Public Relations	Public Contact	Special Events /Other	Total Vol. Hours	Total # of Vol.	Total Long Term	Total Short Term	Total DPR Staff Hours	Total DPR Staff	
Angeles	915	7,891	3,720	13,402	6,526	18,327	2,840	1,166	137	8,152	3,613	65,774	1,542	593	949	5,845	60	
Bay Area	660	8,512	20,795	15,853	9,012	10,672	3,927	542	363	17,282	9,311	96,927	1,319	745	574	3,787	45	
Capital	670	30,973	361	198,508	54,948	5,400	2,048	8,900	169	26,781	60,939	389,026	2,167	1,913	254	38,640	87	
Central Valley	730	4,509	16,594	6,957	2,259	0	308	1,863	709	10,078	2,156	45,433	590	349	241	5,526	50	
Channel Coast	910	929	15,504	14,769	9,289	0	400	60	0	10,765	5,940	58,566	338	166	172	9,230	29	
Colorado Desert	940	13,758	6,966	5,823	5,488	5,302	7,711	2,729	54	12,346	906	61,083	623	420	203	8,266	34	
Gold Fields	690	2,040	2,982	5,602	4,798	4,701	230	225	221	8,312	5,960	35,071	1,773	340	1,433	1,618	17	
Headquarters	x	634	0	425	0	0	0	800	0	0	2,962	4,820	8	8	0	98	7	
Inland Empire	950	688	2,240	3,515	1,115	362	1,181	441	10	7,949	1,019	18,519	376	239	137	862	39	
Monterey	720	10,349	4,650	27,782	9,421	1,991	9,813	2,434	871	10,838	5,980	84,129	1,011	673	338	8,284	52	
North Coast Redwoods	635	15	5,193	482	410	255	78	0	387	3,797	0	10,617	68	43	25	850	50	
Northern Buttes	645	3,720	10,135	5,330	2,763	1,169	92	1,022	466	3,225	3,369	31,290	514	219	295	2,598	44	
Oceano Dunes	264	851	2,480	8,621	69	2,862	1,912	76	84	1,348	380	18,682	317	231	86	2,700	4	
Ocotillo Wells	555	0	0	0	0	0	0	0	0	0	1,109	1,109	55	52	3	495	9	
Orange Coast	925	2,584	38,674	14,202	7,594	3,782	894	0	724	14,192	66,456	149,102	31,356	834	30,522	16,512	66	
San Andreas	556	312	0	50	1,504	2,963	44	64	0	0	498	5,435	182	61	121	750	8	
San Diego Coast	935	3,459	30,600	11,470	3,706	298	1,383	463	50	3,761	4,938	60,128	948	345	603	6,336	34	
San Luis Obispo Coast	740	6,818	25,200	29,873	7,963	996	1,711	930	435	11,793	3,653	89,372	1,183	830	353	9,306	107	
Santa Cruz	715	9,192	27,878	40,022	6,345	500	4,491	403	215	8,967	20,334	118,347	7,699	817	6,882	16,512	73	

2014 - Volunteers in Parks Program (cont.)

District	Unit	Admin.	Campground /Park Host	Interp	Maintenance/ Housekeeping	Public Safety	Natural Resource Mgmt.	Cultural Resource Mgmt.	Public Relations	Public Contact	Special Events /Other	Total Vol. Hours	Total # of Vol.	Total Long Term	Total Short Term	Total DPR Staff Hours	Total DPR Staff
Sierra	683	5,912	6,430	8,939	5,641	1,902	790	1,212	112	14,389	2,635	47,960	692	566	126	3,074	48
Sonoma-Mendocino Coast		660	8,205	7,000	6,015	190	2,300	320	520	8,994	5,000	39,204	1,079	149	930	6,800	51
Tehachapi	900	1,843	1,745	3,589	5,321	0	912	188	60	1,699	2,062	17,418	624	216	408	1,884	23
Twin Cities	558	0	0	274	312	1,289	286	0	0	0	4,531	6,692	434	0	434	131	6
District Totals		115,647	230,351	422,487	150,498	62,960	43,349	23,837	5,587	184,667	213,750	1,454,704	54,898	9,809	45,089	150,104	943
% of Total		7.95%	15.83%	29.04%	10.35%	4.33%	2.98%	1.64%	0.38%	12.69%	14.69%						
2014 VIP Program Figures at a Glance					2014 DPR Investment in VIP Program												
Total Number of VIPs			54,898		Total Number of DPR Staff					943							
Total Volunteer Hours (equal to 699 full-time employees)			1,454,704		Total DPR Staff Hours					150,104							
Value per Volunteer Service Hour*			\$26.87		Value per Service Hour**					\$41.72							
Value of VIP Contribution*			\$39,087,886.54		Value of Park Staff Investment**					\$6,262,338.88							
*Value provided by www.independentsector.org indexed for California; value includes an estimated 12% added for fringe benefits.					** The midpoint hourly wage of a State Park Peace Officer (Ranger) including employment benefits.												
Page 2 of 2																	

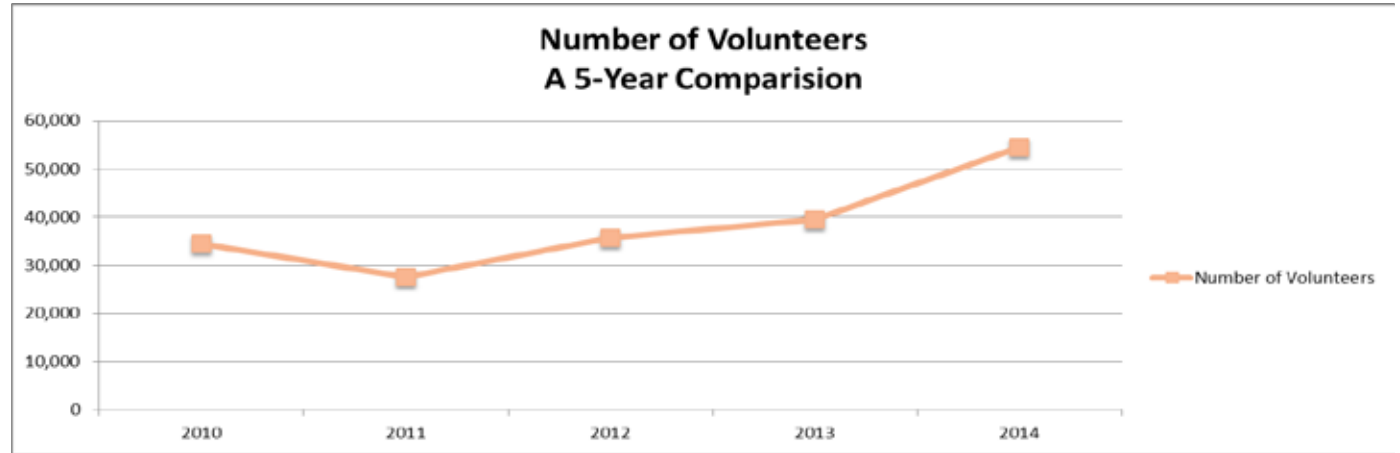
2014 - Volunteers In Parks Volunteer Hours/Park Staff Hours

District	Total Volunteer Hours	Total # of Volunteers	Total DPR Staff Hours	Total DPR Staff	Volunteer Hours Received per Park Staff Hours Invested
Angeles	65,774	1,542	5,845	60	11.25
Bay Area	96,927	1,319	3,787	45	25.59
Capital	389,026	2,167	38,640	87	10.07
Central Valley	45,433	590	5,526	50	8.22
Channel Coast	58,566	338	9,230	29	6.35
Colorado Desert	61,083	623	8,266	34	7.39
Gold Fields	35,071	1,773	1,618	17	21.68
Headquarters	4,820	8	98	7	49.18
Inland Empire	18,519	376	862	39	21.48
Monterey	84,129	1,011	8,284	52	10.16
North Coast Redwoods	10,617	68	850	50	12.49
Northern Buttes	31,290	514	2,598	44	12.04
Oceano Dunes	18,682	317	2,700	4	6.92
Ocotillo Wells	1,109	55	495	9	2.24
Orange Coast	149,102	31,356	16,512	66	9.03
San Andreas	5,435	182	750	8	7.25
San Diego Coast	60,128	948	6,336	34	9.49
San Luis Obispo Coast	89,372	1,183	9,306	107	9.60
Santa Cruz	118,347	7,699	16,512	73	7.17
Sierra	47,960	692	3,074	48	15.60
Sonoma-Mendocino Coast	39,204	1,079	6,800	51	5.77
Tehachapi	17,418	624	1,884	23	9.24
Twin Cities	6,692	434	131	6	51.08
Total	1,454,704	54,898	150,104	943	
Average Vol. Hrs. Received per Staff Hr.					9.69

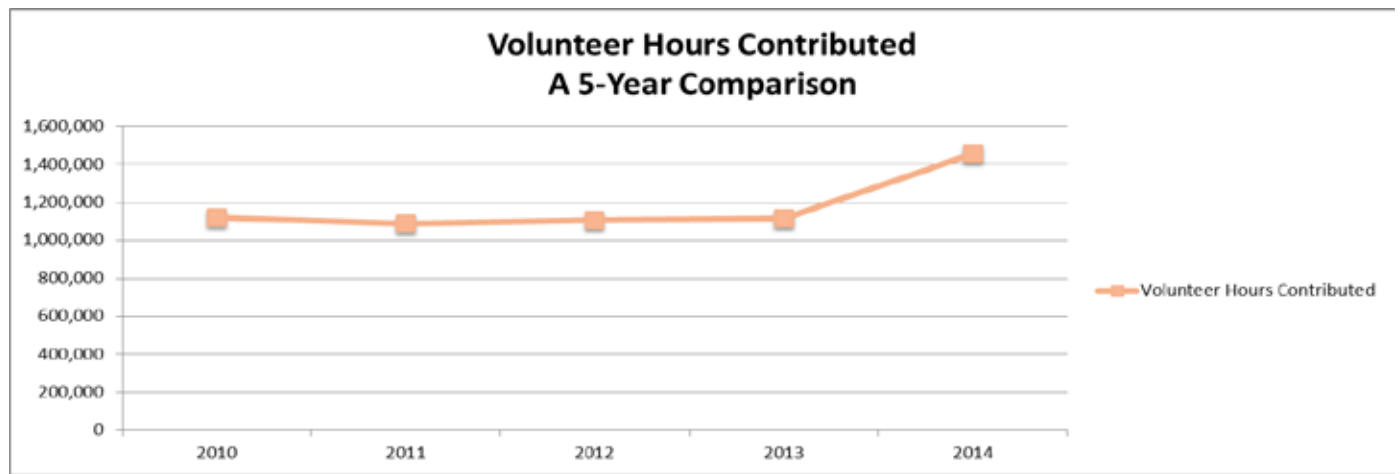
A 5-Year Look at the Volunteers In Parks Program 2010-14

Note: In 2014, volunteer participation and staff support likely increased due to 150th Anniversary related events, outreach and interpretive programming facilitated by ready-made tools (toolkit, Power Point program etc.) supplied by Headquarters.

Year	Number of Volunteers
2010	34,510
2011	27,638
2012	35,659
2013	39,613
2014	54,898



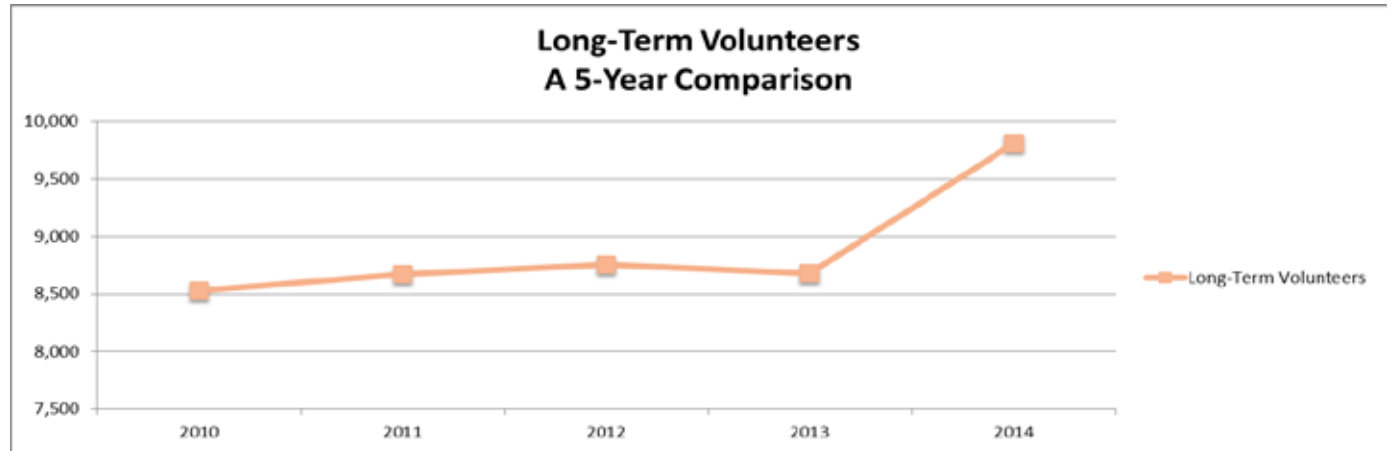
Year	Volunteer Hours Contributed
2010	1,118,261
2011	1,088,258
2012	1,107,782
2013	1,117,049
2014	1,454,704



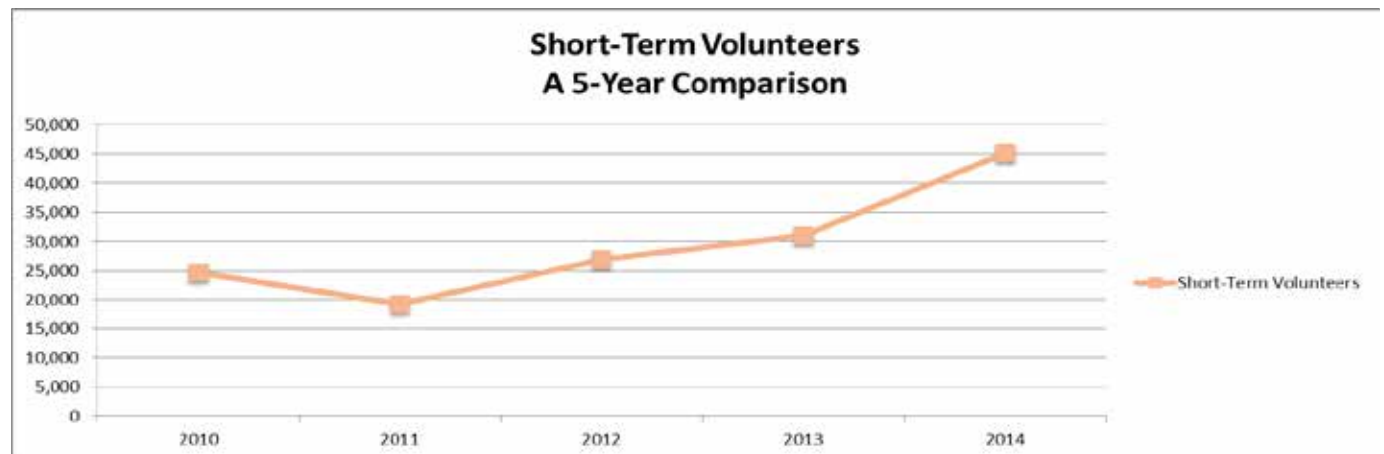
A 5-Year Look at the Volunteers In Parks Program 2010-14 (cont.)

Note: In 2014, volunteer participation and staff support likely increased due to 150th Anniversary related events, outreach and interpretive programming facilitated by ready-made tools (toolkit, Power Point program etc.) supplied by Headquarters.

Year	Long-Term Volunteers
2010	8,532
2011	8,672
2012	8,757
2013	8,681
2014	9,809



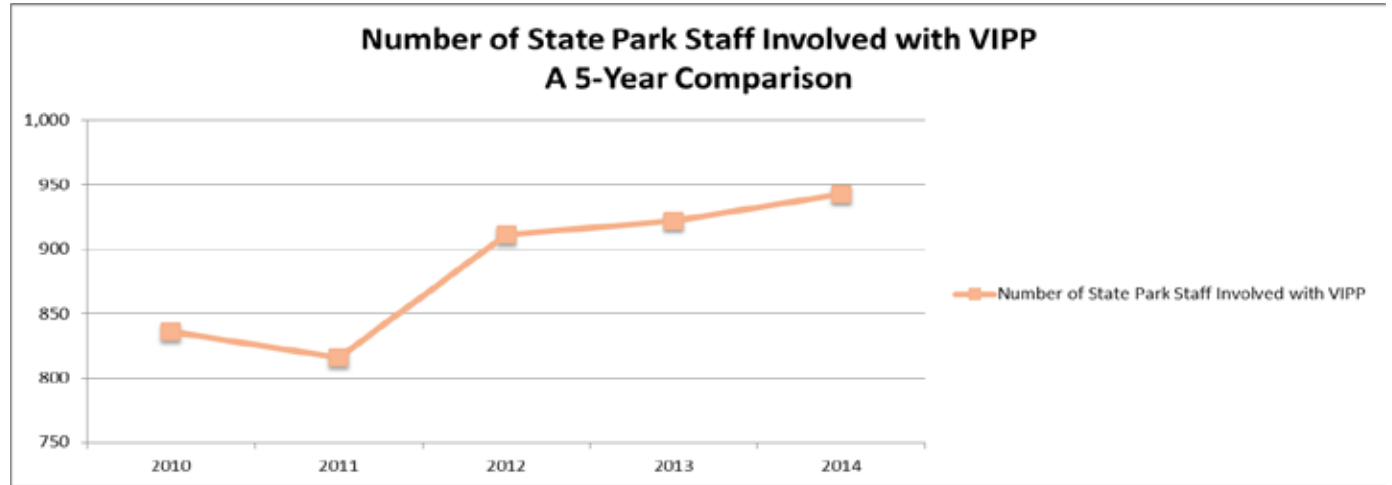
Year	Short-Term Volunteers
2010	24,695
2011	19,241
2012	26,902
2013	30,932
2014	45,089



A 5-Year Look at the Volunteers In Parks Program 2010-14 (cont.)

Note: In 2014, volunteer participation and staff support likely increased due to 150th Anniversary related events, outreach and interpretive programming facilitated by ready-made tools (toolkit, Power Point program etc.) supplied by Headquarters.

Year	Number of State Park Staff Involved with VIPP
2010	836
2011	816
2012	911
2013	922
2014	943



Year	State Park Staff Hours Contributed to VIPP
2010	90,489
2011	97,679
2012	94,644
2013	111,828
2014	150,104

